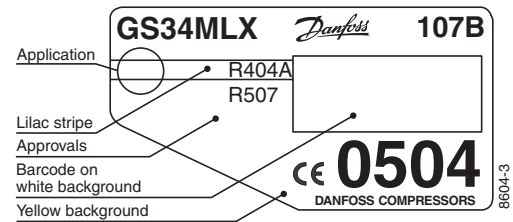


GS34MLX MBP Compressor R404A/R507 220-240V 50Hz



General

Code number	107B0504
Approvals	EN 60335-2-34
Compressors on pallet	48

Application

Application	MBP		
Frequency	Hz	50	60
Evaporating temperature	°C	(-20) -15 to 7.2	-
Voltage range	V	198 - 254	-
Max. condensing temperature continuous (short)	°C	50 (60)	-
Max. winding temperature continuous (short)	°C	125 (135)	-

Cooling requirements

Frequency	Hz	50			60		
Application		LBP	MBP	HBP	LBP	MBP	HBP
32°C		-	F ₂	-	-	-	-
38°C		-	F ₂	-	-	-	-
43°C		-	F ₂	-	-	-	-
Remarks on application:							

- S = Static cooling normally sufficient
- O = Oil cooling
- F₁ = Fan cooling 1.5 m/s
(compressor compartment temperature equal to ambient temperature)
- F₂ = Fan cooling 3.0 m/s necessary
- SG = Suction gas cooling normally sufficient
- = not applicable in this area

Motor

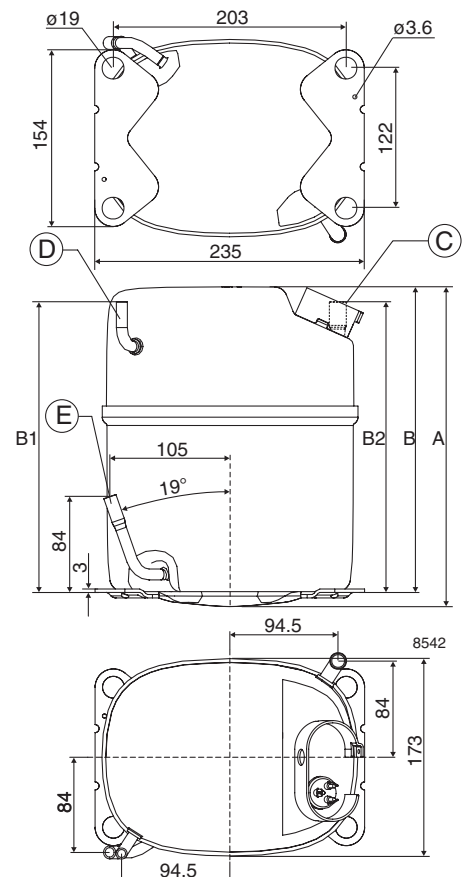
Motor type	CSR		
LRA (rated after 4 sec. UL984), HST LST	A	45.7	-
Cut in Current, HST LST	A	45.7	-
Resistance, main start winding (25°C)	Ω	1.4	5.8

Design

Displacement	cm ³	33.80
Oil quantity (type)	cm ³	900 (polyolester)
Maximum refrigerant charge	g	2000
Free gas volume in compressor	cm ³	3540
Weight without electrical equipment	kg	22.3

Dimensions

Height	A	279
	B	267
	B1	254
	B2	254
Suction connector	location/I.D. mm angle	C 16.1 90°
	material comment	Copper Rubber plug
Process connector	location/I.D. mm angle	D 6.5 90°
	material comment	Copper Rubber plug
Discharge connector	location/I.D. mm angle	E 9.7 19°
	material comment	Copper Rubber plug
Oil cooler connector	location/I.D. mm angle	F -
	material comment	-
Connector tolerance	I.D. mm	16.1±0.15, 9.7±0.1, 6.5±0.10
Remarks:		



EN 12900

220V, 50Hz, fan cooling F₂, preliminary data

Evap. temp. in °C	-45	-40	-35	-30	-25	-23.3	-20	-15	-10	-6.7	-5	0	5	7.2	10	15	20
Capacity in W							1925	2397	2952	3359	3585	4286	5060	5418			
Power cons. in W							1440	1578	1722	1819	1866	2028	2204	2292			
Current cons. in A							8.20	8.84	9.48	9.90	10.12	10.76	11.40	11.70			
COP in W/W							1.34	1.52	1.71	1.85	1.92	2.11	2.30	2.36			

ARI 540-99 (LBP1)

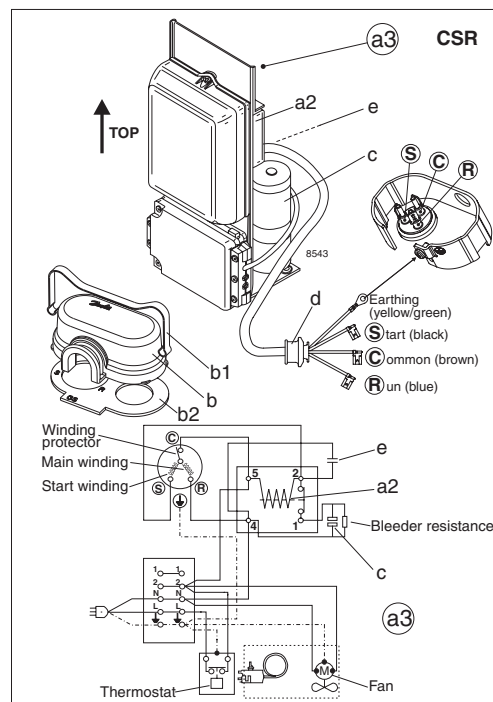
220V, 50Hz, fan cooling F₂, preliminary data

Evap. temp. in °C	-45	-40	-35	-30	-25	-23.3	-20	-15	-10	-6.7	-5	0	5	7.2	10	15	20
Capacity in W																	
Power cons. in W																	
Current cons. in A																	
COP in W/W																	

ARI 540-99 (LBP2)

220V, 50Hz, fan cooling F₂, preliminary data

Evap. temp. in °C	-45	-40	-35	-30	-25	-23.3	-20	-15	-10	-6.7	-5	0	5	7.2	10	15	20
Capacity in W																	
Power cons. in W																	
Current cons. in A																	
COP in W/W																	



Accessories for GS34MLX	Figure	Code number	Test conditions	EN 12900	ARI 540-99 (LBP1)	ARI 540-99 (LBP2)								
Starting device 600 mm cable length	a3	117-7073	Condensing temperature	45°C	48.9°C	40.6°C								
			Ambient temperature	32°C	35°C	35°C								
			Suction gas temperature	20°C	4.4°C	4.4°C								
			Liquid temperature	no subcooling	no subcooling	no subcooling								
Cover	b	107B9101 *)	<table border="1"> <thead> <tr> <th>Mounting accessories</th> <th>Code number</th> </tr> </thead> <tbody> <tr> <td>Bolt joint for one comp.</td> <td>107B9150</td> </tr> <tr> <td>Bolt joint in quantities</td> <td>-</td> </tr> <tr> <td>Snap-on in quantities</td> <td>-</td> </tr> </tbody> </table>				Mounting accessories	Code number	Bolt joint for one comp.	107B9150	Bolt joint in quantities	-	Snap-on in quantities	-
Mounting accessories	Code number													
Bolt joint for one comp.	107B9150													
Bolt joint in quantities	-													
Snap-on in quantities	-													
Clamp	b1	107B9104 *)												
Gasket	b2	107B9100 *)												
Starting relay	a2	Components of starting device												
Start. capacitor	c													
Run capacitor	e													
*) Remarks: Cover, clamp, gasket parts of compressor														

Danfoss can accept no responsibility for possible errors in catalogues, brochures and other printed material. Danfoss reserves the right to alter its products without notice. This also applies to products already on order provided that such alterations can be made without subsequential changes being necessary in specifications already agreed. All trademarks in this material are property of the respective companies. Danfoss and the Danfoss logotype are trademarks of Danfoss A/S. All rights reserved.